

THE OAK



The Los Encinos School Newspaper
"By kids for kids."

Empty Bowls, Full Hearts by Maxwell, 6th

In the early part of November, the sixth-graders learned about a grassroots movement called The Empty Bowls Project which helps those with food insecurity. Food insecurity is a different way of saying food scarcity or hunger. The project was originated in 1990 by an art teacher in Michigan who had his students make ceramic bowls for a fundraising event that served soup in the bowls. Contributors at the event were then able to keep the bowls, and the money raised helped a local food pantry. This one small act has grown so that people all around the world now participate in their own Empty Bowls Project to support local charities in their communities that help those experiencing food insecurity. The project's motto is, "Think globally, act locally," so that everyone can make a difference. (See Bowls, page 4)



Sixth-graders pose with their completed bowls.



Fourth-graders work on their bowls.

Letter from the Editor by Zelda, 5th

Welcome back to another year of *The Oak*! One of my favorite parts of putting this issue together was when I walked through the classrooms and got to see how everyone was just as excited as I was to get back to work on the paper. I am so grateful for all of the effort that everyone has put into their articles. Which reminds me, that our Virtue and Value for the month of November was Gratitude. I am especially grateful we get to publish *The Oak* for another year. 🌿



Founder and Editor-in-Chief of *The Oak*.

In the Wild by Ella, 3rd

The 3rd and 4th graders went on a field trip in October to Malibu Creek State Park to expand on our study of local land forms and regions. One of the most important things we learned was how to identify poison oak. Poison oak is a plant that can cause an allergic reaction and a rash. We also saw lots of beetles and lizards. Maya R. and I even saw a bobcat! The museum at the park included models of early Native Americans to show how they lived long ago. I hope that when you are a third-grader, or if you can go with your family, you have as much fun learning as we did! 🌿



The 3rd and 4th graders learned about the Chumash natives, their tools, and the land.

The Costume Drive by Hannah, 4th

In fourth grade, we collected costumes for the infants, toddlers, tweens, teens, and even adults at LA Family Housing so everyone would be able to celebrate Halloween fully. With the generous donations from so many LES parents, we were able to gather approximately 120 costumes and props! This community engagement project will benefit them because costumes are luxury items and not everyone can afford them. It was good because all of the costumes were 'gently used' and looked really nice. We received a thank-you note from LA Family Housing saying how much they appreciate us. So, if you're thinking about throwing away that old Pokémon costume, please don't! The fourth-graders next year will gladly take it! 🌿



Mrs. Vaisman helped coordinate the 4th grade's costume drive which collected over a dozen large bags of costumes and props.

Sports

Soccer Shots

by Oliver, 3rd

As of November 15, the LES soccer team has played 4 games. They have 20 students on the team and play their games at Valley Soccer Center in Chatsworth. Eagles Soccer holds practices on Tuesdays and games on Wednesdays. I think it would be fun for the students to play against the teachers in a soccer match. So my question to you is this: Who do you think would win, teachers or students? 🌿

by Erik, 4th

The final soccer game of the season had to be cancelled due to rain. I am so sad because we were going to get the victory!

Coach Terry was the coach of the LES Eagles. We practiced once each week and played 6 games over the season. Our record was 2 wins and 4 losses. I learned about headers, free shots, defense, and to always do my best.

I was so glad to be part of the team. I'm ready to join the basketball team next! 🌿

[Ed. note: After-school basketball begins January 9th for 4th-6th graders. Register online at losencinoschool.org/enrichment]



Protecting the goal.



Coach Terry gives the players a pep talk.

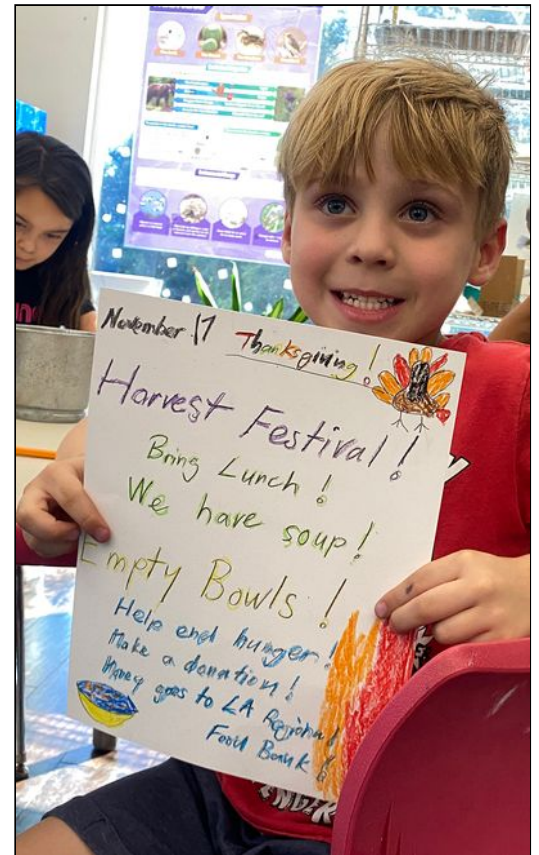


Soccer... it's a real kick!

Bowls (continued from Page 1)

This year, after learning about the Empty Bowls Project and in the spirit of giving, LES decided to do something a little bit different to celebrate the Harvest Festival. Instead of having the big feast of turkey and all the fixings that we usually have every year, we decided to keep it simple and enjoy a community soup (*Stone Soup*, based on the book), with cornbread. The sixth grade class spearheaded the project by learning about the Empty Bowls Project, teaching the other students about it in their Care Families, and deciding on a local organization that would support our community. During the Care Family meetings, all LES students made fliers to take home to inform their families about the project and how it was going to be integrated into our Harvest Festival.

Every student made their own ceramic bowl in art, but instead of selling the bowls, we asked parents for donations so that each student could take their bowls home as a symbol to remind them that not everyone has a full bowl at meal time. The project collected over \$1700! That amount, combined with the money the school would have spent on the turkey feast, will make a very nice donation to the LA Food Bank, which is the charity selected by the sixth-graders after they researched local groups. We want to thank everyone for their generous donations! 🌿



Posters were made in Care Families.

You may still make a donation to the LA Food Bank using this QR Code.



Valerie demonstrates the "slab" technique of ceramic-making.



Each bowl design is as unique as each student.



4th graders pose with the bowls before glazing.

Poetry Page

Sunset

Poem by Boz, 3rd

Do you know the hour when the
sun goes down is a beautiful time of
the day?

When school is done
and the shadows are gone
and your worries are gone

It can be a beautiful time.

Every task is done

Let the shadows fall
There is no fear.



One Reason

Poem by Skylar, 4th

One reason why I like Los Encinos is
my friends
and my teachers.

Why I like my friends
is because they always include
me.

I like my teachers
because they help me learn and

do
challenging
things.



Rainbow Photo by Mrs. Miller



Everest by Pippa, 1st

Virtues & Values by Nora, 4th

December's V&V is
KINDNESS & EMPATHY
which means treating
people like you want to be
treated. We can do this
every day by:



1. Returning lost objects.
2. Comforting people.
3. Complimenting someone.

November's V&V was
GRATITUDE. Gratitude
means to be thankful for
what you have and to give
thanks. We can show
gratitude every day by:

1. Saying thank you.
2. Appreciating things.
3. Giving a friend a gift.

October's V&V was
GENEROSITY. Generosity
means being kind to others.
We can show generosity
every day by:



1. Volunteering at a charity.
2. Giving somebody a hug.
3. Letting someone go in front of you in the hot lunch line.

September's V&V was
INITIATIVE. Initiative means
doing something without
being told. Kids can take
initiative by:

1. Brushing your teeth.
2. Making your bed.
3. Finishing your homework.

Remember to show
generosity and gratitude
wherever you go!
Let's spell out the reasons
for each one:

G reat
R adical
A mazing
T hankful
I ntelligent
T imid
U nique
D elightful
E xciting

G ood
E nergizing
N ice
E ager
R adical
O ptimistic
S haring
I ntelligent
T rusting
Y es

In the Spotlight...

...with Mr. Blanchard by Riley, 3rd

[Ed. note: This year, Mr. Blanchard developed a "Maker Store" for grades 2-6 in order to teach them responsibility. Items are not free, so the students must use 'maker bucks' to get supplies. Each project must also fall within their builders' budgets. The first project was making wallets to hold their maker bucks! Riley in 3rd grade sat down with Mr. B to find out more.]



Q: What is the hardest part of the Maker Store?

Mr. B: Organizing all of the materials and deciding the right prices. Also, printing and cutting the maker bucks!

Q: How much time do you spend in the Maker Store?

Mr. B: About three to four hours each day. While I'm running the Maker Store, I'm also helping students with their STEM journals and the design, plan, and build stages of their projects.

Q: What materials did you use to make the Maker Store?

Mr. B: Plastic tubs, cardstock for the labels, Google slides to design and print the labels, cardboard and colored posterboard for the cash register, and the laminator for the Makerspace Menu.

Q: What do you love the best about the Maker Store?

Mr. B: I love watching the kids plan, design, and have fun at the Maker Store using their budget to make smart choices about the items they need.

Q: Does anyone volunteer to help with the Maker Store?

Mr. B: Ms. Emma helps when the 2nd-graders are in the makerspace. I would love to train students to be future cashiers.



Mr. Blanchard, Maker Teacher (K-6)/Science Specialist (5/6)

Q: Would you change anything about the Maker Store?

Mr. B: I would build a robot to automatically refill the tubs when the inventory gets low. I would love more cool tools, like a laser cutter. We also need a catchier name than "The Maker Store." Someone suggested we call it, "The Maker Market."

Q: Lastly, on a scale of one to ten, how would you rate the Maker Store if one is the lowest and ten is the highest?

Mr. B: I would rate it an eleven! It's fun to see kids using their math skills to practice financial responsibility. And we go through a lot less tape now that we charge by the foot! 🍀



5th graders make gift cards to go in their 'maker buck' wallets.

Halloween at LES

[Ed. note: This article was inadvertently left out of the print edition.]

by Stevie, 4th

Every year, the school hosts a Halloween Festival with a costume parade and carnival. The carnival has games and each class has a carnival booth. I love the kindergarten booth.

The festival also has snacks. This year, they were so delicious. I love how so many people brought an incredible variety of wonderful treats.

A highlight each year is the sixth-grade's haunted house. This year, the theme was "Haunted Mall." They had store names like, "Scarbucks" (instead of Starbucks), "Scarephora" (instead of Sephora), and "Boomingdales" (instead of Bloomingdales)! The sixth-graders did a fabulous job. They even had an early, toned-down version of it so kindergarteners could walk through the haunted mall without being overly frightened. I heard someone in the older grades went through the haunted mall 40 times!

This year's Halloween Festival was so awesome, and I'm pretty sure a lot of other kids agree! 🍂

Watch a video of the Halloween festival online:
www.losencinoschool.org/video-halloween-2023



The carnival featured arcade-style games.



Parents brought either 'sweet' or 'savory.'



A "Boomingdales" sales clerk.



The parade route followed Ventura Blvd.



The 4th grade teachers.

Funny Pages

Joke 1 by Olivia, 2nd

What is a snake's favorite subject in school?

Joke 2 by Lawi, K

How do you stop a cat from running in your house?

Joke 3 by Christy, 1st

What instrument do turkeys play naturally?

Joke 4 by Bradley, 2nd

Why do calculators make great friends?



Everest by
Max, 1st



Everest by
Sienna, 1st



Everest by
Lana, 1st

Punchlines: 1) Hiss-story. 2) Sing a song. 3) Drums, they're born with drum sticks!
4) You can always count on them!

Comics

Everest the Eagle Comic by Charlie, 5th




Sargent & Brocily Man

Comic by Maddie, 3rd

One time a raccoon named Sargent was searching for the Dimondring.



So he was searching and searching for the Dimondring at the secret location.



Then finally he saw it. The Dimondring was behind the spider tank but Brocily Man popped up from the ground.




So Sargent had to fight the Brocily Man to get the Dimondring.




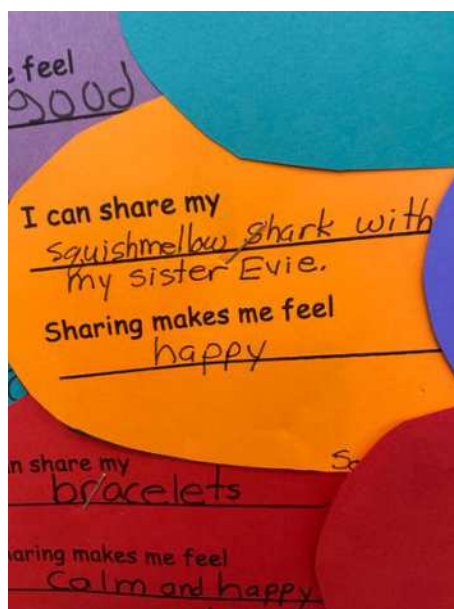
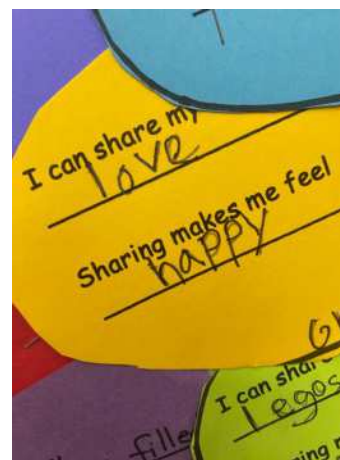
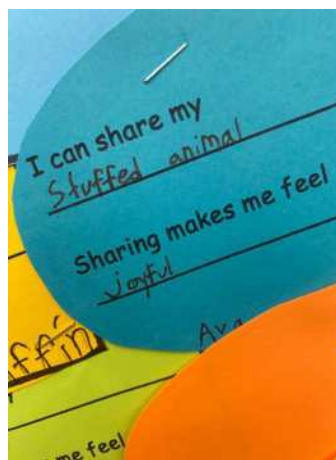
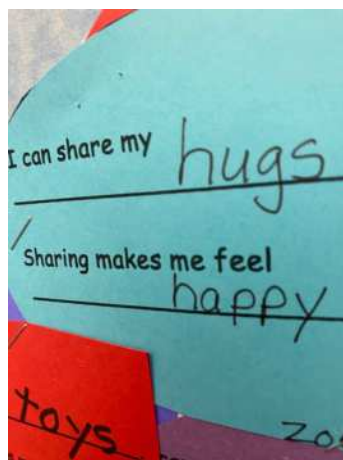
Sargent got the Dimondring and held it up. The End

Library Check-In

[Ed. note: In Library, the kindergarteners, first-graders, and second-graders read *The Rainbow Fish* by Marcus Pfister and integrated it with the Double-V, "Generosity," by filling in 'fish scales' that asked what they can share and how sharing makes them feel. The colorful scales were combined to make a giant rainbow fish poster of generosity.]



Ms. Emma uses the book cover as a guide to make the 'fish' background.



Ms. Bachrach staples the final, shiny scale into place.

Snack Center

Snow Mountain Pudding Cups

by Mrs. Vaisman and Ms. Pinkus,
Oak faculty advisors

Fun and fast to make this winter-themed dessert with kids!

SHOPPING LIST:

- Prepared instant pudding
- Oreos
- Extra creamy Cool Whip
- 9 oz. serving cups

INSTRUCTIONS:

- 1) First, make the instant pudding. While it sets, you can crush the Oreos (two Oreos per cup, and you can use a sandwich bag and metal spoon to crush).
- 2) Spoon the crushed Oreos into the cups.
- 3) Spoon the pudding on top of the crushed Oreos (can make 5 cups).
- 4) Spoon the Cool Whip on top of the pudding.
- 5) Enjoy!

For more winter-themed dessert recipes like the following, look for the **Snack Center** at losencinosschool.org/oaknews



Puzzle Pages

LES Specialists Word Search

Puzzle by Jack, 5th
(Solution on Page Sixteen)



Makerspace	Science	Planet Bravo	P.E.
Music	Art	Library	



Everest by
Cormac, 2nd




Everest by
Francesca, 1st

Name: Lola 4th

My Word Search

Puzzle by Lola, 4th
(Solution on Page Sixteen)



Everest by
Julius, K



Everest by
Sophie, K

Gratitude

Eagles

Everest

music

Red Gates

students

teachers

Recess

Lunch

class room

Losencinos



LES Word Scramble

Puzzle by Aurelia, 4th
(Solution on Page Sixteen)

Example: albl = ball

1. ESL

2. eEvstre

3. snoEcin

4. seegal

5. cesres

6. ssaebmly

HAPPY BIRTHDAY

September through December! by **Aliana, 4th**

Birthdays

September

Beatrice
Taylor
Eli L.
Emmett
Leo B.
Sabrina
Everett W.
Noah
Cormac
Lola

Miss Yosselyn

November

Aaron
Bennett
Dominic
Sterling
Brooklyn
Lily
Beau
Leandro
Sanaya
Nora P.
Hannah
Jackson
Jake
Leo K.

Ms. Son
Mr. Hutchinson
Mr. Falk
Mrs. Pennington

October

Tommy
Nora B.
Tabby
Sonali
Sienna M.
Callan
Ava M.
Grayson P.
Everett F.
Aurelia
London
Valentina

Ms. Pinkus
Mr. Lopez
Ms. Mulvihill

December

Zeppe
Adrian
Sophia
Lana
Hannah W.
Christy
Joshua
Lucia
Bradley
Skylar
Riley
Elizabeth
Evelyn

Ms. Anders
Coach Terry



Everest by Miles, 2nd



Everest by Lilah, 2nd

(above)
Everest: Who do you call
when you're afraid of
bread?
Answer: Toast-busters!



Everest by Zoe, K



Everest by Taylor, K

The Oak Staff

Editor-in-Chief

Zelda, 5th

Feature Writing

Maxwell, 6th

Ella, 3rd

Hannah, 4th

Oliver, 3rd

Erik, 4th

Riley, 3rd

Aliana, 4th

Creative Writing

Boz, 3rd

Skylar, 4th

Nora, 4th

Everest Drawings

Pippa, 1st

Max, 1st

Sienna, 1st

Lana, 1st

Cormac, 2nd

Taylor, K

Jokes

Olivia, 2nd

Lawi, K

Christy, 1st

Bradley, 2nd

Comics/Puzzles

Charlie, 5th

Maddie, 3rd

Jack, 5th

Lola, 4th

Aurelia, 4th



Faculty Advisors

Ms. Pinkus

Mrs. Vaisman

Art Direction

Mr. Falk

LES Word Scramble SOLUTION

1. LES
2. Everest
3. Encinos
4. eagles
5. recess
6. assembly

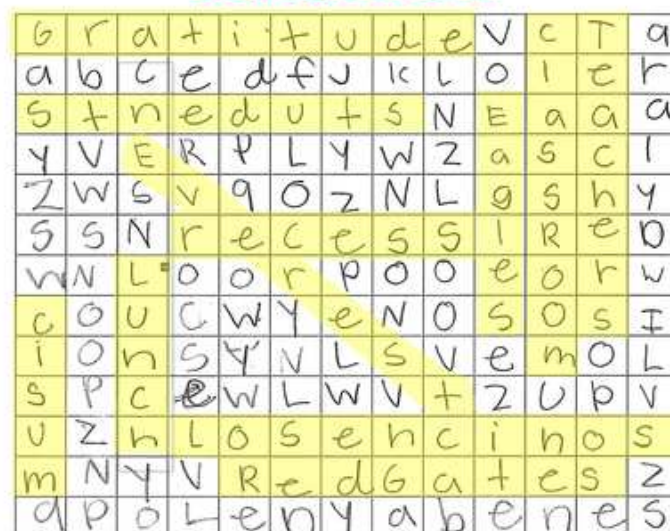
"The Specialists" Solution



My Word Search

Name: Lola 4th

SOLUTION



Gratitude

Eagles

Everest

Music

Red Gates

Students

Teachers

Recess

Lunch

Class Room

Los Encinos

(playable puzzles on pages 13 and 14)